







**FIGURE 3-1. Campus Areas and Connectors**

-  Node
-  Potential building
-  Longer-term opportunity site
-  Existing movement corridor
-  Enhanced movement corridor
-  New movement corridor